


# East African Community Maize Grain Standard

## MAIZE IS MONEY: HANDLE WITH CARE

3


### GOOD PRACTICES



Use  
proper  
shelling



Sort, sieve or  
winnow maize  
to get rid of  
foreign matter



Use  
recommended  
practices to  
control  
insects



Clean  
granary/store  
well before  
storing grain

### STANDARD IMPACTED

#### BROKEN GRAINS:

Pieces of maize which pass through a 4.5 mm diameter round hole metal sieve.

Characteristic	Maximum Limit		
	Grade 1	Grade 2	Grade 3
Broken grains, % m/m	2.0	4.0	6.0



#### STAINED GRAIN:

Stained grain is grain/kernel whose natural colour has been altered by external factors, such as ground, soil or weather. This may include grain which has dark stains or discolouration with a rough external appearance.



#### ROTTEN AND DISEASED GRAINS:

Grain made unsafe for human consumption due to decay, moulding or bacterial decomposition or other causes that may be noticed without having to cut the grain to examine them.


Characteristic	Maximum Limit		
	Grade 1	Grade 2	Grade 3
Rotten and diseased, % m/m	1.0	2.0	3.0



#### PEST DAMAGED GRAIN:

Maize grain with obvious weevil-bored holes or which have evidence of boring or tunneling, indicating the presence of insects, insect webbing or insect refuse; or degermed grain, grain chewed in one or more than one part of the grain which exhibit evident traces of an attack by vermin.

Characteristic	Maximum Limit		
	Grade 1	Grade 2	Grade 3
Pest damaged, % m/m	1.0	3.0	5.0



### BAD PRACTICES



Do not  
beat  
maize  
cobs



Do not  
sell maize  
which is not  
cleaned or  
sorted



Do not let  
insects eat  
maize



Do not store  
grain in dirty  
conditions